High-performance Handpiece

Optimized handpiece with stronger sealing technology.

High temperature disinfection causes no loss of performance.

High-brightness LED brings clearer operating vision.

Bringing doctor better clinical application experience.

Clinical application

Minimally inasive tooth extraction,

intralift, Sinus Lift, Alceoloplasty,

Apical cyst extraction, Crown Extension ,

Crest Splitting, etc.

WOODPECKER®

The choice of milions of dentists worldwide

Complete configuration

Main unit + disinfection kit = torley

Main unit : Handpiece x 1 , torque wernch x 1 , tip x7
tube for peristaltic pump x 3 , foot pedal x1 , disinfection kit x 1

Disinfection kit : handpiece x 1 , torque wrench x1 , tip x 7 ,
tube for peristaltic pump x 3 , disinfection kit x 1

Guilin Woodpecker Medical Instrument Co., Ltd.
Information Industrial Park, Guilin National High-Tech Zone, Guilin, Guangxi, 541004 P. R. China

Tel:
Europe Sales Dept.: +86-773-2350599, +86-773-5873196
North America, South America & Oceania Sales Dept.:+86-773-2350599, +86-773-5873196
Asia & Africa Sales Dept.:+86-773-2350599, +86-773-5873196
Fax: +86-773-5822450
E-mail:woodpecker@glwoodpecker.com, sales@glwoodpecker.com
Website: http://www.glwoodpecker.com

EC REP MedNet GmbH
Borkstrasse 10 · 48163 Muenster · Germany

ROGIN TEB KALAN

Import, Export & Production of Dental Equipments

تهـــران،میدان توحیـــد،خیابان نصـــرت عربی
خیـــابان خـــوش شمالی، پلاک ۷۱، طـــبقه ۱ و ۲
www.Roginteb.com
واحد بازرگانی و فروش ۰۲۱۶۶۵۶۸۹۶۶-۷
واحد خدمات پس از فروش ۰۲۱۶۶۵۶۳۴۴۲۰
واحد آموزش ۰۲۱۶۶۵۶۳۷۴۵

ما را در اینستاگرام دنبال کنید
Follow us on Instagram
rogin_teb_kalan

www.Roginteb.com

DTE®

SURGERY X

The latest generation Piezon Bone Surgery

WOODPECKER®

GUILIN WOODPECKER MEDICAL INSTRUMENT CO., LTD.

Scan and Login website for more information

Micron Cutting

The vibration amplitude of tip is between 20-100μm.
The minimum surgical incision is 3.5mm long, 0.5mm wide, which will help with small operating area and fast postoperative recovery.

Selective Cutting With No Injury to Soft Tissue

For soft tissues (neural, blood vessels and mucous membranes, etc.), there is no cutting effect, which can protect the vascular nerve of the operation area to a large extent, greatly reducing the risk of injuring soft tissues (neural, vascular, mucosal, etc.).

Cold Cutting Mode

Ultrasonic technology produces very little heat while cutting.
And iced water can quickly cool the tip and ensure the temperature below 38 ℃.
At the same time, the water spray flushes the wound during operation, bringing no bleeding and enabling clear vision of operation area, which makes it easy to operate.

Multi-function Foot Pedal

Equip device with multi-function foot pedal, which makes it easy to control water flow,working mode, and power, simplifying operation procedures and realizing efficient operation.

7-Inch Touching Screen

Abandoning the previous button operation settings, innovatively adopt 7-inch screen. While clearly displaying information, operate directly by tapping the screen.

Tips Kit

Specially used for tooth extraction, crest splitting, and retropreparation.
Adopt gold plating which is wear-resistant and practical with long time of endurance.

www.Roginteb.com

Clinical practice

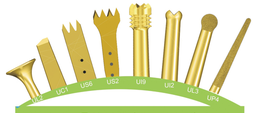

Crest splitting | Tooth extraction | Retrograde preparation

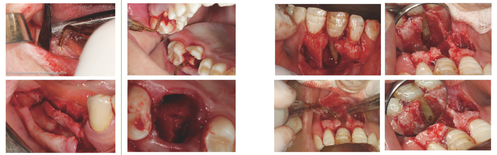

Surgic Touch Tip Series

A Wide Choice for Application

Basic kit

Sinus lift kit



Osteotomy kit

Extraction kit



Periodontal kit

Retro surgical kit



Implant prep kit



Equipped with 14 tips

Bone surgery

- US1 — Osteotomy
- US1L — Osteotomy
- US1R — Osteotomy
- US2 — Osteotomy
- US3 — Osteotome of precision in the thin regions
- US4 — Bone remodeling and bone chip harvesting
- US5 — Bone remodeling and bone chip harvesting
- US6 — Precisive osteotomy
- US13 — Osteotomy
- US15 — Osteotomy
- US17 — Bone remodeling and bone chip harvesting
- US18 — Precisive osteotomy
- US21 — Osteotomy
- US25 — Osteotomy

Exelcymosis

- UC1 — Used for cutting ligaments, minimally damnification exelcymosis
- UC2 — Used for cutting ligaments, minimally damnification exelcymosis
- UC3 — Used for cutting ligaments, minimally damnification exelcymosis
- UC4 — Used for cutting ligaments, minimally damnification exelcymosis
- UC5 — Used for cutting ligaments, minimally damnification exelcymosis
- UC6 — For teeth extraction and alveolar bone splitting.
- UC7 — For teeth extraction and alveolar bone splitting.

Implantation

- UI1 — Used for implant, with tip ball Φ1.6mm
- UI2 — Used for implant, with tip ball Φ2mm, irrigation from tip point
- UI3 — φ2mm implant site preparation tip,irrigation from tip point.
- UI4 — φ3mm implant site preparation tip,irrigation from tip point.
- UI5 — φ2mm implant site preparation tip,irrigation from tip point.
- UI6 — φ3mm implant site preparation tip,irrigation from tip point.
- UI7 — Finalize the implant site and bone preparation (diamond-coated) *The size of diamond grit is 100μm.
- UI8 — For implantation, in plus size, with tip ball Φ1.6mm
- UI9 — Used for implant, with tip ball Φ2.8mm

Sinus lifting

- UL1 — 120° Peeling of the sinus membrane
- UL2 — Peeling of the sinus membrane
- UL3 — Non-traumatic bone cutting on thin bone region (diamond-coated) *The size of diamond grit is 100μm.
- UL4 — Micrometric osteotomy near the soft tissue (diamond-coated) *The size of diamond grit is 100μm.
- UL5 — Peeling of the sinus membrane (angle: 95°)
- UL6 — Peeling of the sinus membrane
- UL7 — Peeling of the sinus membrane
- UL8 — Non-traumatic bone cutting on thin bone region (diamond-coated)
- UL16 — Non-traumatic bone cutting on thin bone region (diamond-coated)
- UL23 — Non-traumatic bone cutting on thin bone region (diamond-coated)
- UL24 — Non-traumatic bone cutting on thin bone region (diamond-coated)
- UL25 — Non-traumatic bone cutting on thin bone region (diamond-coated)

Periodontal surgery

- UP1 — Root scaling
- UP2 — Root scaling
- UP3 — Root scaling
- UP4 — Root surface debridement and root planning (diamond-coated) *The size of diamond grit is 40μm
- UP5 — Perio treatment
- UP6 — Bone remodeling , root planing in perio operation *The size of diamond grit is 40μm
- UP7 — Bone remodeling and root canal enlargement (diamond-coated) *The size of diamond grit is 40μm

Endodontic

- UE1 — Apical root debridement (diamond-coated) *The size of diamond grit is 40μm
- UE2 — Soft apical root debridement
- UE3 — Apical root debridement (diamond-coated) *The size of diamond grit is 40μm
- UE4 — Soft apical root debridement
- UE5 — Apical root debridement (diamond-coated)
- UE6 — Apical root debridement (diamond-coated)
- UE7 — Apical root debridement (diamond-coated)
- UE8L — Apical root debridement (diamond-coated)
- UE8R — Apical root debridement (diamond-coated)

www.Roginteb.com
www.Roginteb.com
www.Roginteb.com